

1875 Impact




1875 Impact SS

The only thing this boat won't Impact is your checkbook.

Our new addition to the Lund lineup is sure to make a positive impact on your fishing experience. Constructed with aft and bow livewells and casting platforms the **Impact** allows for premium fishability. Equipped to handle all your rods with center rod storage and dual side rod lockers. Combining maximum fishability, ample storage and comfort with extreme affordability, we're positive this boat will have an Impact on you.




FEATURES



(5) 7'0", (5) 6'6" Lockable in-deck rod locker



Convertible aft seating / casting platform (optional)



Ample bow storage



Cockpit-style console (Sport model shown)



Lockable glovebox (Sport model only)




Impact Crappie Edition (optional)

COLOR OPTIONS

Freeboard with Vapor Mist Bottom



Wildfire Red



Cobalt Blue



Arctic White



Black

Flooring



Gray Carpet / Gray Vinyl

Note: Vinyl options are main floor and bow casting platform.

Lund Boat Company
318 West Gilman Street
P.O. Box 248
New York Mills, MN 56567
lundboats.com

Lund Boats Canada, Inc.
98 PTH 52 West
Steinbach, MB
R5G 1A8

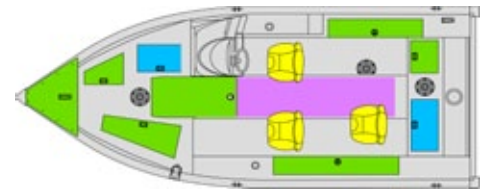
All boats meet or exceed United States Coast Guard and Canadian regulations and the National Marine Manufacturers Association Certification Standards to ensure that your boat exceeds critical safety and construction requirements.



1875 Impact

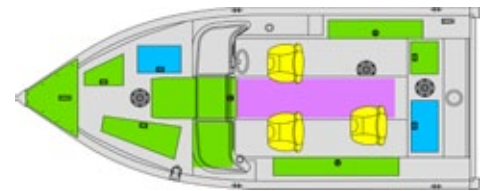
Standard Equipment	1875 SS	1875 Sport
Seats / Pedestals		
Standard seats	3	3
Seat bases	6	6
Fuel Tank		
Gallon fuel tank	32 gallon	32 gallon
Aerated Livewell with Auto Timer		
Aft. livewell (40" long / 18 gallon)	x	x
Bow livewell (28" long / 12 gallon)	x	x
Consoles / Instrumentation / Lighting		
Custom console with windshield	x	n/a
Custom dual consoles with walkthrough windshield	n/a	x
Full lighted instrumentation	x	x
Horn	x	x
Interior and livewell lighting	x	x
Navigational lighting	x	x
No feedback steering	x	x
Plug-in wire harness	x	x
Storage		
Battery storage compartments	x	x
Lockable center bow rod storage with tubes	(5) 7'-0" (5) 6'-6"	(5) 7'-0" (5) 6'-6"
Port side lockable rod storage	(8' 6")	(8' 6")
Starboard rod storage	(8' 6")	(8' 6")
Other Exterior Features		
Cast aluminium corners	x	x
Level flotation compliance	x	x
Polished cleats	4	4
Twin plated bottom (bow to amidship)	x	x
Other Interior Features		
Aft. Casting platform	x	x
Battery holders (3)	x	x
Bilge pump (1 pump manual)	x	x
Bow casting platform	x	x
Bow deck mounting pad	x	x
Drink holders	x	x
SportTrak / ProTrak gunwale	x	x
Self-draining splash pan	x	x
Marine-grade treated plywood (bow to stern)	x	x
Cockpit depth	22-1/4"	22-1/4"

Popular Options
Crappie option (includes bow multi-base and bow bait station)
Cargo net (bow and under console)
Aft convertible seating / casting platform
On board charger (2 or 3 bank)
Cockpit cover



1875 Impact SS

Min/Max HP 90/ 150 HP
Transom Height 25"
Length 18'9"
Beam 94"
Approx. Weight 1215 lbs



1875 Impact Sport

Min/Max HP 90/ 150 HP
Transom Height 25"
Length 18'9"
Beam 94"
Approx. Weight 1265 lbs

- Storage
- Seats
- Fuel Tank
- Baitwell
- Livewell
- Seat Bases

TRAILER

Shoreland'r Trailer Standard Features

- (4) 2X6 bunks
- Black painted frame
- Tongue jack
- Led lights
- Retractable tie downs
- Swing tongue
- E-coat painted wheels with radial tires
- Painted bunk

x = Standard Feature n/a = Not Applicable opt = Optional