

# 1600 Alaskan



1600 Alaskan Tiller

## A boat not to be messed with.


This boat is sheer talent. A roomy ride that can withstand the toughest of waters and strongest of winds. It features port and starboard rod storage and an 8 gallon aerated livewell. Engineered to get you through anything, the Alaskan will get you your prized catches, be the waters calm or choppy.



### FEATURES




Alaskan SS console



Livewell



Battery storage




Rod storage

### COLOR OPTIONS

#### Freeboard



Wildfire Red




Cobalt Blue




Arctic White



Black




Fall Marsh  
(Camo)



Lund  
Wetlands


#### Flooring



Gray Vinyl



Tan Vinyl  
(Fall Marsh Only)



Lund Wetlands  
(Wetlands Only)

**Note:** Vinyl options are main floor and bow casting platform.

**Lund Boat Company**  
318 West Gilman Street  
P.O. Box 248  
New York Mills, MN 56567  
lundboats.com

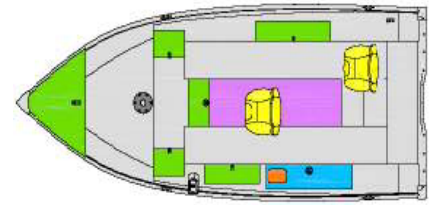
**Lund Boats Canada, Inc.**  
98 PTH 52 West  
Steinbach, MB  
R5G 1A8

All boats meet or exceed United States Coast Guard and Canadian regulations and the National Marine Manufacturers Association Certification Standards to ensure that your boat exceeds critical safety and construction requirements.



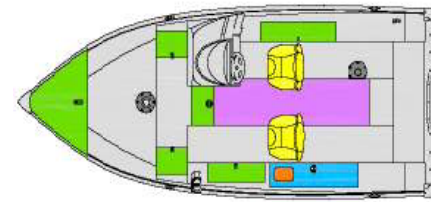
# 1600 Alaskan

Standard Equipment	1600 Alaskan Tiller	1600 Alaskan SS
<b>Seats/Pedestals</b>		
Standard Seats	2	2
Solid - Fixed Pedestals	1	1
Solid - Unilock Pedestal	1	1
Seat Bases	3	4
<b>Fuel Tank</b>		
19 Gallon Fuel Tank	x	x
<b>Flooring</b>		
Complete Vinyl	x	x
<b>Livewell Systems</b>		
Aerated Livewell (46" Long/ 15-1/2 Gallon)	x	x
<b>Consoles/Instrumentation/Lighting</b>		
Navigational Lighting	x	x
Plug-In Wire Harness	x	x
Custom Console	N/A	x
Custom Dual Consoles w/Walkthrough Windshield	N/A	N/A
Main Power Tiller Handle	x	N/A
No-Feedback Steering	N/A	x
<b>Storage</b>		
Battery Storage Compartments	x	x
Rod Storage	7' 0"	7' 0"
Storage Compartments	x	x
<b>Other Exterior Features</b>		
Aluminum Corner Castings	x	x
Bow & Stern Eyes	x	x
Chrome Cleats (4)	x	x
Integrated Power Strake (IPS) Hull	x	x
Level Flotation Compliance	x	x



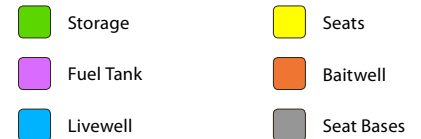
**1600 Alaskan Tiller**

**Min/Max HP** 40/ 60 HP  
**Transom Height** 20"  
**Length** 16'10"  
**Beam** 81"  
**Approx. Weight** 860 lbs



**1600 Alaskan SS**

**Min/Max HP** 40/ 75 HP  
**Transom Height** 20"  
**Length** 16'10"  
**Beam** 81"  
**Approx. Weight** 915 lbs



## TRAILER

### Shoreland'r Trailer Standard Features

Painted Bunk	Swing Tongue
2x6 Bunks	E-Coat Painted Wheels with Radial Tires
Black Painted Frame	<b>Optional</b>
Tongue Jack	Spare Tire
LED Lights	Load Guides
Retractable Tie Downs	Roller
	Galvanized Bunk or Roller